

Wheel Stud and Bolt Buyer's Guide

Part # (Qty.)	Description	Page #
610-299 (10)	Ford Truck 1983-80	155
610-300 (10)	Ford Truck 2005-67	154
610-301 (10)	Ford Truck 1989-84	153
610-302 (10)	Ford 1994-83, Lincoln 1989-88, Mercury 1994-83	167
610-303 (10)	Ford Truck 2005-85	156
610-305 (10)	Ford Truck 2005-86	155
610-306 (10)	Ford 1994-90, Lincoln 1991-90, Mercury 1994-90	164
610-307 (10)	Chevrolet 1988-85, Geo 1993-89, Isuzu 1993-81, Opel 79-76, Passport 1993-88	162
610-308 (10)	Chevrolet 1988-85, Geo 1994-89	160
610-309 (10)	Mazda Truck 1993-86	163
610-312 (10)	Chrysler 2005-96, Dodge 2005-96, Dodge Truck 1991-87, Honda 2002-94, Isuzu Truck 2004-91, Lexus 1997-96, Mitsubishi Truck 2004-83, Plymouth 2000-96, Toyota Truck 2005-79	165
610-315 (10)	Dodge Truck 1973-71, Volvo 1993-68	150
610-317 (10)	Audi 1987-80, Volkswagen 2002-74	173
610-318 (10)	Audi 2005-78, Porsche 1982-77, Volkswagen 2005-92	175
610-320 (10)	Infiniti 2005-90, Nissan 1998-68, Nissan Truck 2005-72	161
610-321 (10)	Dodge 1992-90, Eagle 1992-88, Renault 1987-83	168
610-322 (10)	Subaru 1994-72	161
610-323 (10)	Overlength Replacement For 610-254	162
610-324 (10)	Buick 1998-88, Chevrolet 2001-90, Oldsmobile 2002-88, Pontiac 2003-88	162
610-325 (10)	Chevrolet/GMC Truck 2002-88	170
610-326 (10)	Chevrolet/GMC Truck 2002-88	170
610-327 (10)	Cadillac 1999, Chevrolet/GMC Truck 2000-88	170
610-328 (10)	Cadillac 1999, Chevrolet/GMC Truck 2000-88	170
610-329 (10)	Cadillac 1997, Chevrolet/GMC Truck 2002-88	170
610-330 (10)	Chevrolet/GMC Truck 2002-88	170
610-331 (10)	Chevrolet/GMC Truck 2002-88	171
610-332 (10)	Chevrolet/GMC Truck 2000-88	171
610-333 (10)	Chevrolet/GMC Truck 2002-88	170
610-334 (10)	Chevrolet 2000-99, Geo 1998-89, Suzuki 2001-89	160
610-335 (10)	Nissan Truck 1989-86	176
610-336 (10)	Chevrolet 2001-99, Chevrolet/GMC Truck 2004-98, Geo 1998-89, Suzuki 2005-89	160
610-337 (10)	Eagle 1989-88, Passport 1991-88, Pontiac 1993-88	174
610-338 (10)	Toyota Truck 1994-87	171
610-339 (10)	Toyota Truck 1994-84	176
610-340 (10)	Ford 2005-89, Hyundai 2005-94, Kia 2005-95, Mazda 2005-88, Mercury 2002-91	163
610-341 (10)	Mazda 1992-86	163
610-342 (10)	Ford 1990-89, Mercury 1990-89	164
610-343 (10)	Ford 1992-89, Mercury 1992-89	168
610-344 (10)	Ford 2000-90, Lincoln 1992-90, Mercury 2000-90	164
610-345 (10)	Dodge Truck 1999-94, Ford 1993-75, Ford Truck 2005-83, Mazda Truck 2005-91, Mercury 2001-74, Saab 1987-71	145
610-346 (10)	Dodge Truck 1999-94, Ford Truck 1997-88	154
610-347 (10)	Ford Truck 1997-88	154
610-348 (10)	Dodge Truck 1993-86	151
610-349 (10)	Trailer, Hex Head Wheel Bolt 1/2"-20" x 3/4"	172
610-350 (10)	Trailer, Hex Head Wheel Bolt, 1/2"-20" x 1"	172
610-351 (10)	Trailer, Hex Head Wheel Bolt, 1/2"-20" x 3/4"	172
610-352 (10)	Trailer, Hex Head Wheel Bolt, 9/16"-18" x 29/32"	172
610-353 (10)	Trailer, Hex Head Wheel Bolt, 9/16"-18" x 1-1/4"	172
610-354 (10)	Trailer, Hex Head Wheel Bolt, 9/16"-18" x 1-1/8"	172
610-355 (10)	Trailer, Hex Head Wheel Bolt, 9/16"-18" x 1-1/2"	172
610-356 (10)	Trailer, Hex Head Wheel Bolt, 5/8"-18" x 13/16"	173
610-357 (10)	Trailer, Hex Head Wheel Bolt, 5/8"-18" x 1-7/16"	173
610-358 (10)	Ford Truck 1997-89	145
610-359 (10)	GM Truck 1995-75	154
610-360 (10)	Acura 2005-87, Honda 2005-92, Isuzu Truck 1999-96	162
610-361 (10)	Chrysler 1991-88, Dodge 1990-88	169
610-362 (10)	Acura 1998-92, Honda 1997-90	162
610-363 (10)	Dodge Truck 1993-75	151
610-364 (10)	Jeep 2001-86	146
610-365 (10)	Ford 1997-83, Ford Truck 1998-95, Lincoln 1998-88, Mercury 1997-83	164
610-366 (10)	Ford 1997-92, Lincoln 1997-91, Mercury 1997-92	145
610-367 (10)	Audi 2003-00, BMW 2005-75, Cadillac 2001-97, Pontiac 1992-91, Saab 2001-94	174
610-368 (10)	Ford 2004-92, Ford Truck 2002-95, Lincoln 2001-91, Mazda Truck 2002-91, Mercury 2001-92	146
610-369 (10)	Chrysler 2005-93, Dodge 2005-93, Plymouth 2001-93	168
610-370 (10)	Chrysler 1992-91, Dodge 1992-91, Plymouth 1992-91	168
610-371 (10)	Chrysler 1995-91, Dodge 1995-91, Plymouth 1995-91	169
610-372 (10)	Volvo 1998-83	168
610-373 (10)	Volvo 1991-83	164
610-374 (10)	Volvo 1998-88	164
610-375 (10)	Nissan 1992-89	161
610-376 (10)	Ford 2005-93, Ford Truck 1998, Lincoln 2000-93, Mercury 2005-93	164

* NEW!

Part # (Qty.)	Description	Page #
610-378 (10)	Infiniti 2005-90, Nissan 2005-90, Nissan Truck 2005-04	161
610-379 (10)	Dodge Truck 2001-94, Ford Truck 2005-95, Mercury 2001-95	147
610-380 (10)	Dodge Truck 1999-94	152
610-381 (10)	Dodge Truck 1999-94	152
610-382 (10)	Dodge Truck 2003-94	155
610-383 (10)	Dodge Truck 2002-94	155
610-384 (10)	Chrysler 2001-93, Dodge 2001-93, Eagle 1997-93, Plymouth 2001-97	168
610-387 (10)	Ford Truck 1998-95	167
610-388 (10)	Ford 1997-93, Lincoln 1998-93, Mercury 1997-93	168
610-389 (10)	Dodge Truck 2005-94	156
610-390 (10)	Ford Truck 2005-97, Lincoln 2000-98	169
610-391 (10)	Ford Truck 1997-83, Mazda Truck 1997-91	144
610-392 (10)	Chevrolet/GMC Truck 1995-77	156
610-393 (10)	Ford Truck 2005-97	169
610-394 (10)	Saab 1987-70	143
610-395 (10)	Dodge 2005-92, Dodge Truck 2005-91, Ford 2004-94	145
610-396 (10)	Nissan 1990-79	161
610-398 (10)	Suzuki 1988-86	160
610-399 (10)	Suzuki 1988-86	160
610-401 (10)	Subaru 2005-92	161
610-402 (10)	Subaru 1991-88	160
610-403 (10)	Infiniti 1995-93, Nissan 1998-87	161
610-404 (10)	Mercury 2002-93, Nissan 1998-93, Nissan Truck 2005-04	161
610-405 (10)	Alfa Romeo 1992-91, Fiat 1983-69, Yugo 1982-86	173
610-406 (10)	Ford 1997-88	173
610-407 (10)	BMW 1976-68, Mitsubishi Truck 1994-92	167
610-408 (10)	Acura 1997-86	162
610-409 (10)	Mazda 1988-86	163
610-410 (10)	Kia 2005-93, Mazda 2001-89	163
610-411 (10)	Saab 1998-86, Volkswagen 1992-86	175
610-412 (10)	Volvo 2005-92	174
610-413 (10)	Acura 1988-86, Sterling 1991-87	163
610-414 (10)	Chrysler 2005-95, Dodge 2005-85, Eagle 1998-89, Hyundai 2005-89, Kia 2005-01, Mitsubishi 2005-85, Mitsubishi Truck 2005-03, Plymouth 1994-89	166
610-415 (10)	Chrysler 1989-88, Dodge 1986, Mitsubishi 1989-85, Plymouth 1986	162
610-416 (10)	Ford 2005-96, Ford Truck 2003-99, Lincoln 1999-95, Mercury 2005-96	167
610-417 (10)	Chrysler 1995-90, Dodge 1995-89, Plymouth 1995-89	164
610-418 (10)	Chevrolet/GMC Truck 2001-96	157
610-419 (10)	Dodge Truck 1999-94	152
610-421 (10)	Dodge Truck 1997	156
610-424 (10)	Ford Truck 2005-98	171
610-425 (10)	Ford Truck 2005-01	169
610-426 (10)	Ford 2005-98, Lincoln 2005-98, Mercury 2005-98	145
610-427 (10)	Ford 2005-00, Lincoln 2002-99, Mercury 2005-00	165
610-428 (10)	Cadillac 2005-00, Chevrolet/GMC Truck 2005-99	169
610-429 (10)	Chevrolet/GMC Truck 1999-97	156
610-431 (10)	Chevrolet/GMC Truck 2005-99	169
610-432 (10)	Cadillac 1999-97	170
610-434 (10)	Cadillac 2005-02, Chevrolet/GMC Truck 2005-99	171
610-435 (10)*	Chevrolet/GMC Truck 2005-01	170
610-436 (10)*	Chrysler/GMC Truck 2005-01	171
610-437 (10)*	Chevrolet/GMC Truck 2002	170
610-438 (10)*	Chrysler 2004-02, Dodge 2004-02	168
610-439 (10)*	Dodge Truck 2002-01	156
610-440 (10)*	Ford Focus 2005-00	163
610-441 (10)*	Ford Truck 2005-01	147
610-442 (10)*	Ford Truck 2005-01, Lincoln 2005-00	171
610-443 (10)*	Ford Truck 2005-01, Mercury 2005	164
610-444 (10)*	Ford Truck 2005-02, Lincoln 2005-03, Mercury 2005-02	150
610-445 (10)*	Hyundai 2005-01	167
610-446 (10)*	Jeep 2005-02	152
610-449 (10)*	Jeep 2005-03	150
610-450 (10)*	Kia 2002-01	173
610-452 (10)*	Mitsubishi Truck 2004-01	165
610-453 (10)*	Nissan 2001	161
610-455 (10)*	Ford Truck 2005-99	171
610-456 (10)*	Volvo 2002-99	175
610-457 (10)*	Volvo 1993-91	168
610-460 (10)*	Volvo 2003-00	166
610-461 (10)*	Volvo 2005-93	174
610-462 (10)*	Toyota Truck 2005-00	165
610-463 (10)*	Toyota 2005-03	165
610-464 (10)*	Ford 2005-01, Ford Truck 2005-03, Lincoln 2005-02, Mercury 2005-01, Mazda Truck 2005-03	145
610-467 (10)*	2003-2000 Audi A8 & S8	174
610-468 (10)*	Mazda 2005-03	162
610-470 (10)*	Mazda Truck 2005-01	164
610-471 (10)*	Dodge Truck 2005-03	155
610-473 (10)*	Chrysler 2004-02, Dodge 2004-02	167

10

Wheel Stud and Bolt Buyer's Guide

New Product Hotline - 800-336-3575

Section 10

137

Wheel Stud and Bolt Buyer's Guide

Part # (Qty.)	Description	Page #
610-474 (10)	2003-2001 Chrysler PT Cruiser, 2003-02 Dodge Neon	167
610-475 (10)	2003 Jeep Wrangler, Grand Cherokee, Liberty	146
610-476 (10)*	Chrysler 2005-01, Dodge 2005-01	167
610-477 (10)*	Isuzu Truck 2004-02	166
610-479 (10)*	Ford Truck 2002, Mercury 2002	145
610-480 (10)*	Ford Truck 2005-03, Mercury 2005-03; Dodge Truck 2005-03	146

* NEW!

Part # (Qty.)	Description	Page #
610-482 (10)*	Ford 2005-01, Ford Truck 2003-99, Lincoln 2002-01, Mercury 2005-01	165
610-483 (10)*	Ford Truck 2005-01	169
610-484 (10)*	Ford 2003-02, Lincoln 2003-00	163
610-485 (10)*	Ford Truck 2005-99	171
610-486 (10)*	Chevrolet/GMC Truck 2005-02, Oldsmobile 2004-02	162
610-487 (10)*	Chevrolet/GMC Truck 2002	156

Wheel Nut Buyer's Guide

Part # (Qty.)	Description	Page #
611-001 (10)	Standard Mag Wheel Washer 11/16" I.D.	283
611-002 (10)	Mag Wheel Nut 1/2"-20 - short	283
611-014 (25)	Buick 1985-61; Cadillac 1976; Chevrolet 1990-36; Chevrolet/GMC Truck 1991-51; Dodge 1976-61; Holden 1978-72; Jeep 1988-74; Mercury 1977-71; Nissan Truck 67-65, Oldsmobile 1985-61; Plymouth 1976-60; Pontiac 1986-64	177
611-015 (25)	Buick 63-61, Dodge 1970-62, Oldsmobile 63-61, Plymouth 1970-60	177
611-016 (25)	AMC 66-50, Buick 1990-61, Cadillac 1992-38, Checker 1982-68, Chevrolet 1990-71, Chevrolet/GMC Truck 2002-46, Dodge Truck 68-63, Edsel 60-58, Ford 2005-36, Ford Truck 2005-53, IHC 1980-48, Jeep 1986-53, Lincoln 2005-65, Mercury 2005-46, Oldsmobile 1990-37, Pontiac 1989-37	178
611-026 (25)	Chrysler 1970-63, DeSoto 61-50, Dodge 1970-56, Dodge Truck 1971-57, Nash 58-48, Plymouth 1970-56, Studebaker 58-34	178
611-027 (25)	AMC 1988-67, Chevrolet/GMC Truck 1971-46, Chrysler 1989-63, DeSoto 61-50, Dodge 1989-56, Dodge Truck 2003-57, Ford Truck 1997-83, Nash 1958-48, Plymouth 1989-56, Plymouth Truck 1985-74, Saab 1987-70, Studebaker 66-34, Volvo 1993-68	178
611-028 (10)	Dodge Truck 1968, Ford Truck 1977-64	182
611-031 (25)	AMC 1957-50, Buick 1963-61, Cadillac 1959-52, Checker 1969-68, Dodge Truck 1974-69, International 1973-48, Jeep 1966-53, Oldsmobile 1963-46, Pontiac 1963-37, Rambler 1957-50, Willys 1961-37	178
611-032 (10)	Ford Truck 1977-64	181
611-033 (10)	Ford Truck 1977-64	182
611-034 (10)	Ford Truck 1977-64	183
611-035 (10)	Ford Truck 1977-64	183
611-039 (10)	Double Ball Faced Nut	180
611-043 (10)	Flanged Wheel Nut	181
611-044 (10)	Ford Truck 1965-48	181
611-045 (10)	Ford Truck 1965-48 LH	181
611-047 (10)	Chrysler 1967-63	179
611-048 (10)	Flat Faced Rim Nut	180
611-049 (10)	Flat Faced Rim Nut	181
611-050 (10)	Chrysler 1967-63 LH	179
611-051 (10)	Ford Truck 1976-63	181
611-052 (10)	AM General 1995-92, Chevrolet/GMC Truck 1999-71, Ford Truck 2005-92, Jeep 1988-74	179
611-053 (10)	Chevrolet/GMC Truck 1999-71	180
611-054 (10)	AM General 1999-96	179
611-055 (10)	Chevrolet/GMC Truck 2002-77, Dodge Truck 1997-61, Plymouth Truck 1983-74	180
611-056 (10)	Dodge Truck 1973-61	181
611-057 (10)	Dodge Truck 1994-72	181
611-058 (10)	Ford Truck 1984-67	180
611-059 (10)	Ford Truck 1984-67	180
611-060 (10)	Ford Truck 1966-63	181
611-061 (10)	Ford Truck 1991-69	180
611-062 (10)	BMW 1976-68, Buick 1999-79, Cadillac 1993-79, Chevrolet 1996-76, Chevrolet/GMC Truck 2002-80, Chrysler 2005-82, Dodge 2005-78, Eagle 1997-89, Ford 1998-84, Ford Truck 2003-95, Geo 1993-89, Isuzu 1993-81, Lincoln 1989-88, Mercury 1998-76, Oldsmobile 1976-80, Plymouth 2000-78, Pontiac 1993-80, Volvo 1998-83	184
611-063 (10)	BMW 1976-68, Buick 2005-88, Cadillac 2005-79, Chevrolet 2005-84, Chevrolet Truck 2005-02, Chrysler 2005-83, Dodge 2005-78, Eagle 1992-88, Ford 2005-83, Ford Truck 2005-95, Lincoln 2002-88, Mercury 2005-83, Oldsmobile 2004-85, Plymouth 2001-78, Pontiac 2005-87	184
611-064 (10)	Chevrolet 2001-99, Geo 1998-90, Nissan 1973-71, Nissan Truck 1973-72, Subaru 2005-75, Suzuki 1995	183
611-065 (10)	Infiniti 2005-90, Mercury 2002-93, Nissan 2005-68, Nissan Truck 2005-72	183

Part # (Qty.)	Description	Page #
611-066 (10)	Chevrolet 2002-85, Chrysler 2005-95, Dodge 2005-71, Dodge Truck 1991-79, Eagle 1996-89, Geo 1997-89, Mitsubishi 2005-83, Mitsubishi Truck 1996-83, Plymouth 1994-76, Scion 2005-03, Toyota 2005-68, Toyota Truck 2005-69	186
611-067 (10)	Porsche 1980-70, Volkswagen 1992-80	189
611-070 (10)	Buick 1985-67, Chevrolet 1981-71, Chevrolet/GMC Truck 1991-71, Oldsmobile 1985-67, Pontiac 1986-64	177
611-071 (10)	Chevrolet/GMC Truck 1991-85, Ford 2005-72, Ford Truck 1996-67, Lincoln 1992-80, Mercury 2005-73	179
611-072 (10)	Chevrolet/GMC Truck 1979-72, Ford 2003-89, Hyundai 2005-94, Kia 2005-93, Mazda 2005-81, Mazda Truck 1984-72, Mercury 1997-87	187
611-073 (10)	Buick 1990-64, Chevrolet 1976-71, Chevrolet/GMC Truck 1995-71, Oldsmobile 1985-71, Pontiac 1986-64	178
611-074 (10)	Acura 1999-96, Alfa Romeo 1994-81, BMW 1976-68, Chevrolet 1988-85, Chrysler 2005-82, Dodge 2005-81, Eagle 1997-88, Geo 1989, Honda 2002-94, Isuzu 1989-81, Isuzu Truck 2002-81, Plymouth 2001-78	185
611-075 (10)	Acura 2005-85, Honda 2005-82	184
611-076 (10)	Geo 1994-89, Honda 1981-73, Subaru 2005-72, Suzuki 2000-86	183
611-077 (10)	Ford 2003-89, Mercury 2003-87	187
611-078 (10)	Dodge 1986-71, Dodge Truck 1993-85, Mazda 1978-76, Mazda Truck 1984-74, Mitsubishi 1989-83, Mitsubishi Truck 1996-83, Plymouth 1986-76, Toyota 1978-68	188
611-079 (5)	Inner Nut For HD Truck W/Aluminum Wheels	182
611-080 (5)	Inner Nut For HD Truck W/Aluminum Wheels LH	182
611-081 (10)	Ford Truck 1983-67	180
611-084 (10)	Buick 2005-79, Cadillac 1988-82, Chevrolet 2005-76, Chevrolet/GMC Truck 1990-82, Oldsmobile 1998-79, Pontiac 2005-80	186
611-085 (10)	Buick 1999-79, Cadillac 1993-79, Chevrolet 1996-80, Chevrolet/GMC Truck 1987-82, Oldsmobile 1996-79, Pontiac 1997-80	184
611-086 (10)	Buick 1985-77, Chevrolet 1990-77, Oldsmobile 1985-73, Pontiac 1986-77	177
611-087 (10)	Buick 1990-82, Chevrolet 1987-76, Oldsmobile 1988-82, Pontiac 1990-80, Renault 1987-83	185
611-088 (10)	Buick 1990-71, Cadillac 1992-81, Oldsmobile 1990-77, Pontiac 1989-77	178
611-089 (10)	Buick 1996-80, Chevrolet 1990-82, Chevrolet/GMC Truck 1987-82, Oldsmobile 1994-88, Pontiac 1989-80	185
611-090 (10)	Buick 1986, Chevrolet 1991-82, Chevrolet/GMC Truck 1987-82, Dodge 1989-85, Oldsmobile 1990-82, Plymouth 1989-88, Pontiac 1988-87	185
611-091 (10)	AMC 1983-77, Chrysler 1989-71, Dodge 1989-71, Dodge Truck 1998-72, Plymouth 1989-71, Plymouth Truck 1985-74	177
611-092 (10)	Ford Truck 1991-84	180
611-093 (10)	Buick 1990-80, Cadillac 1996-93, Chevrolet/GMC Truck 2002-85, Ford 2005-77, Ford Truck 2005-80, Lincoln 1992-75, Mercury 2005-78, Oldsmobile 1990	178
611-094 (10)	AMC 1983-77, Chrysler 1975, Dodge 1980-74, Ford Truck 2005-83, Mazda Truck 2005-91, Mercury 2005-03, Plymouth 1980-74	178
611-096 (10)	Chevrolet 1988-85, Geo 1994-89	183
611-097 (10)	Chrome Acorn Nut 7/16"-20, 13/16" Hex, 60 Degree Seat	283
611-098 (10)	Jeep 1986-77	283
611-099 (10)	Chrome Acorn Nut M12-1.25	283
611-100 (10)	Ford 2003-91, Mazda 2003-93, Mercury 1999-91	283
611-101 (10)	Mag Wheel Nut 7/16"-20 - Short	177
611-102 (10)	Mag Wheel Nut 1/2"-20 - Short	283
611-103 (10)	Mag Wheel Nut M12-1.25 - Short	283
611-104 (10)	Mag Wheel Nut M12-1.5 - Long	283
611-105 (10)	Mag Wheel Nut 7/16"-20 - Long	283
611-106 (10)	Mag Wheel Nut 1/2"-20 - Long	283
611-107 (10)	Mag Wheel Nut M12-1.25 - Long	283

Wheel Nut Buyer's Guide

Part # (Qty.)	Description	Page #
611-108 (10)	Mag Wheel Nut M12-1.5 - Long	283
611-109 (10)	Buick 2005-88, Cadillac 2000-98, Chevrolet 2005-87, Chevrolet/GMC Truck 2005-87, Chrysler 2002-96, Dodge 2005-00, Isuzu Truck 2000-96, Oldsmobile 2001-82, Plymouth 2001-00, Pontiac 2005-84, Saturn 2002-91	184
611-110 (10)	Cadillac 2005-97, Chevrolet/GMC Truck 2005-88	189
611-111 (10)	Chevrolet/GMC Truck 1990-88	189
611-112 (10)	Chevrolet/GMC Truck 1988-82	184
611-113 (10)	Infiniti 1996-90, Nissan 1994-85	183
611-114 (10)	Infiniti 2005-91, Nissan 2005-78, Nissan Truck 2005-80	183
611-115 (10)	Cadillac 2005-99, Chevrolet/GMC Truck 2005-88	189
611-116 (10)	Chevrolet 1988-85, Daihatsu 1992-88, Geo 1992-89, Toyota 1989-84, Toyota Truck 1995-82	187
611-117 (10)	Chrysler 2005-95, Dodge 2005-97, Eagle 1998-89, Lexus 2001-98, Mitsubishi 2005-85, Mitsubishi Truck 2000-92, Plymouth 1994-90, Toyota 2005-83	188
611-118 (10)	Toyota Truck 1994-87	190
611-119 (10)	Nissan 1988-84, Nissan Truck 1989-86	184
611-120 (10)	Mercury Capri 1977-76	184
611-121 (10)	Dodge Truck 1996-69, Plymouth Truck 1983-74	178
611-122 (10)	AMC 1988-68, Chrysler 1970-67, Dodge 1976-67, Dodge Truck 2005-78, Jeep 2002-71, Plymouth 1976-67, Plymouth Truck 1985-78, Volvo 1993-75	177
611-123 (10)	Chevrolet/GMC Truck 1995-85	179
611-124 (10)	Ford 1983-81, Mercury 1983-81	179
611-125 (10)	HD Truck w/Budd Wheels	180
611-126 (10)	HD Truck w/Budd Wheels LH	180
611-127 (10)	Ford Truck 2005-92	179
611-128 (10)	Dodge Truck 1993-72 LH	181
611-129 (10)	Chevrolet/GMC Truck 1991-88	190
611-132 (10)	Lexus 1996-92, Toyota 1993-78, Toyota Truck 1995-89	189
611-133 (10)	Chevrolet 2002-98, Daihatsu 1992-90, Geo 1997-93, Mitsubishi 2004-97, Toyota 2005-75, Toyota Truck 2005-79	187
611-134 (10)	Chrysler 1989-87, Dodge 1986-85, Mitsubishi 1989-83, Plymouth 1986-85, Toyota Truck 1995-84	188
611-135 (10)	Geo 1993-90, Isuzu 1993-81, Isuzu Truck 1994-90, Passport 1993-88	185
611-136 (10)	Ford 2005-83, Ford Truck 2005-98, Lincoln 2002-93, Mercury 2005-83	186
611-137 (10)	Chevrolet/GMC Truck 1981-80, Honda 1999-94, Isuzu Truck 2001-84	186
611-138 (10)	Acura 2005-86, Honda 2005-82, Isuzu Truck 1999-96	186
611-139 (10)	Buick 1987-79, Chevrolet 1983-82, Oldsmobile 1991-80, Pontiac 1987-80	185
611-140 (10)	Hyundai 1995-91	187
611-141 (10)	Chrysler 2000-95, Dodge 2000-79, Dodge Truck 1993-79, Eagle 1996-89, Hyundai 2005-87, Kia 2005-93, Mazda 2005-81, Mazda Truck 1993-86, Mitsubishi 2005-83, Mitsubishi Truck 2005-83, Plymouth 1994-79, Plymouth Truck 1982-79	187
611-142 (10)	Dodge 1986-85, Eagle 1994-90, Ford 1992-89, Hyundai 1999-87, Mazda 1987-83, Mazda Truck 1993-86, Mercury 1989-87, Mitsubishi 1994-83, Plymouth 1994-85, Toyota 1989-80, Toyota Truck 2005-81	187
611-143 (10)	Ford 2004-77, Ford Truck 1994-80, Lincoln 1992-80, Mercury 1988-77	179
611-144 (10)	Acura 1997-86, Honda 2005-86	184
611-145 (10)	Chevrolet/GMC Truck 1991-71, Jeep 1991-74	177
611-146 (10)	H.D. Truck, Kubota	190
611-147 (10)	H.D. Truck, Kubota	189
611-148 (10)	Dodge 1992-90, Eagle 1992-88, Renault 1987-83	186
611-149 (10)	Chevrolet/GMC Truck 2002-90	189
611-150 (10)	Buick 2005-95, Cadillac 2004-01, Chevrolet 2005-91, Oldsmobile 2004-92, Pontiac 2005-92, Saturn 2004-02	185

Part # (Qty.)	Description	Page #
611-151 (10)	Buick 1998-93, Chevrolet 1999-92, Oldsmobile 1998-94, Pontiac 1999-92	186
611-152 (10)	Chevrolet/GMC 1991-88	190
611-159 (10)	Chevrolet/GMC Truck 2000-85	178
611-160 (10)	Special 7/16"-20 Nut w/Ext. Threads	177
611-161 (10)	Special 9/16"-18 Nut w/Ext. Threads	180
611-162 (10)	Dodge Truck 2005-94	180
611-163 (10)	Dodge 2000-92, Dodge Truck 2005-86, Ford Truck 2001-83, Jaguar 1985-71, Mercury 2001-95	178
611-164 (5)	Alcoa, Budd used w/Steel Wheel Inner and Alum Wheel Outer	182
611-165 (5)	Alcoa, Budd used w/Steel Wheel Inner and Alum Wheel Outer LH	182
611-166 (10)	Nissan 1990-79, Nissan Truck 2005-86	183
611-167 (10)	Lexus 2005-93, Toyota 2005-83, Toyota Truck 2005-86	189
611-168 (10)	Chevrolet 2002-85, Geo 1997-93, Lexus 2003-90, Scion 2005-03, Toyota 2005-89	188
611-169 (10)	Lexus 1997-96, Toyota 1989-86, Toyota Truck 2001-84	188
611-171 (10)	Ford Truck 2005-95, Mazda Truck 1997-95, Mercury 2001-95	177
611-172 (10)	Ford Truck 2005-97, Lincoln 2000-98	189
611-173 (10)	Toyota 1989-75, Toyota Truck 1988-82	188
611-175 (10)	Dodge Truck 1996-94	177
611-176 (10)	Buick 1986, Chevrolet 1988-82	186
611-178 (10)	Chevrolet/GMC Truck 2002-96, Ford 2004-94	179
611-179 (10)	Open Nut 7/16"-20 with 60 Degree Seat	177
611-181 (10)	Chrysler 2005-98, Dodge 2005-98	186
611-194 (10)	Ford 2003-91, Mercury 1999-91	188
611-195 (10)	Ford 2003-91, Mercury 1999-91	187
611-196 (10)	Ford Truck 2005-99, Lincoln 2002-00	190
611-197 (10)	Ford 2005-98, Mercury 2005-98	179
611-199 (10)	Ford 2005-98, Lincoln 2005-03, Mazda Truck 2005-98, Mercury 2005-98	177
611-201 (10)*	Acura 2005-99, Honda 2005-98	185
611-202 (10)*	Chevrolet/GMC Truck 2005-01	190
611-203 (10)*	Dodge 1996-91, Mitsubishi 1998-94	188
611-204 (10)*	Dodge Truck 2005-02	179
611-205 (10)*	Ford 2003-91, Mercury 2002-91	282
611-206 (10)*	Ford Truck 2005-00	190
611-207 (10)*	Ford Truck 2005-01, Mazda Truck 2005-01, Mercury 2005	185
611-208 (10)*	Hyundai 1998-92	188
611-209 (10)*	Kia 2005-93	187
611-210 (10)*	Nissan 2005-01	183
611-211 (10)*	Scion 2005-03, Toyota 2005-00	186
611-212 (10)*	Toyota 2005-97	186
611-213 (10)*	Volvo 1998-92	185
611-214 (10)*	Toyota 2005-91	189
611-215 (10)*	Toyota 2003-98, Toyota Truck 2005-00	187
611-216 (10)*	Mazda Truck 2005-01	186
611-217 (10)*	Mazda 1997-93	188
611-218 (10)*	Volvo 2003-00	188
611-219 (10)*	Toyota Truck 2005-00	187
611-220 (10)*	Chrysler 2005-02, Dodge 2005-02, Mitsubishi 2005-99, Mitsubishi Truck 2005-01	188
611-221 (10)*	Isuzu Truck 2004-02	185
611-222 (10)*	Ford 2005-02, Mercury 2005-02	178
611-223 (10)*	Ford Truck 2005-01, Lincoln 2005-03	190
611-224 (10)*	Ford 2005-00, Ford Truck 2003-99, Mercury 2005-00	184
611-225 (10)*	Mercury 2002-99	187
611-226 (10)*	Ford 2003-02, Lincoln 2003-00	184
611-227 (10)*	Ford 2005-00	184
611-228 (10)*	Ford Truck 2000-97	189
611-229 (10)*	Lincoln 2003-00	185
611-230 (10)*	Ford Truck 2005-00, Lincoln 2002-00	190
611-231 (10)*	Chevrolet/GMC Truck 2004-03	183

* NEW!

10
100 Packs of Wheel Nuts

100 Packs of Wheel Nuts

For the higher volume user, 100 piece value packs are the convenient and economical way to purchase the fastest moving wheel nuts and wheel nut washers. Instead of ordering 10 boxes of 10 pieces, 100 piece packages can be ordered under separate part numbers at a discounted price.

100 Pack #	Standard Pack #	Thread Size	Hex Size	Type
611-814	611-014	7/16"-20	3/4"	Open Nut
611-816	611-016	1/2"-20	13/16"	Cone (60°)
611-827	611-027	1/2"-20	3/4"	Cone (60°)
611-852	611-052	9/16"-18	3/4"	Cone (90°)
611-853	611-053	9/16"-18	1"	Cone (90°)
611-862	611-062	M12-1.50	19mm (3/4")	Cone (60°)
611-863	611-063	M12-1.50	19mm (3/4")	"P-Nut" (60° Cone)

100 Pack #	Standard Pack #	Thread Size	Hex Size	Type
611-865	611-065	M12-1.25	21mm (13/16")	Cone (60°)
611-866	611-066	M12-1.50	21mm (13/16")	Cone (60°)
611-872	611-072	M12-1.50	21mm (13/16")	Cone (60°)
611-874	611-074	M12-1.50	19mm (3/4")	SS Capped "P-Nut" (60°)
611-884	611-084	M12-1.50	19mm (3/4")	SS Capped Cone (60°)
611-920	611-120	M12-1.50	19mm (3/4")	Chrome Acorn Nut (60°)

New Product Hotline - 800-336-3575

Wheel Nut Cover Buyer's Guide

Part # (Qty.)	Description	Page #
611-601 (5)	Ford 1983-81, Mercury 1983-81	194
611-602 (5)	Chrysler 1995-90, Dodge 1995-78, Plymouth 1995-78	194
611-603 (5)	Ford 1989-83, Mercury 1987-83	194
611-604 (5)	Ford 1990-84, Mercury 1987-84	194
611-605 (5)	Buick 1996-88, Chevrolet 1999-87, Chevrolet/GMC Truck 2005-91, Oldsmobile 1997-91, Pontiac 2002-82	194
611-606 (5)	Buick 1999-91, Chevrolet 1999-89, Oldsmobile 1998-93	194
611-607 (5)	Cadillac 1999, Chevrolet/GMC Truck 2005-88	194
611-608 (5)	Buick 1996, Chevrolet 2000-95, Oldsmobile 1996-94, Pontiac 1994-92	194
611-609 (5)	Chevrolet 1993-90, Oldsmobile 1991, Pontiac 1996-88	194
611-610 (5)	Chevrolet 1994-90, Oldsmobile 1997-88	194
611-611 (5)	Chevrolet/GMC Truck 2002-96	194
611-612 (5)	Chevrolet 1998-95, Pontiac 2005-93	194
611-613 (5)	Chevrolet/GMC Truck 1991-90	195

Part # (Qty.)	Description	Page #
611-614 (5)	Chevrolet/GMC Truck 1991-90	195
611-615 (5)	Chevrolet/GMC Truck 2005-91, Oldsmobile 2001-96	195
611-616 (5)	Chevrolet/GMC Truck 2002-91	195
611-617 (5)	Buick 2005-97, Chevrolet 2002-93, Saturn 2002-91	195
611-618 (5)	Chevrolet 2002-93, Pontiac 1998-96, Saturn 2002-91	195
611-619 (5)	Pontiac 1999-91	195
611-620 (5)	Buick 2005-00, Chevrolet 2002, Chevrolet/GMC Truck 2005-04, Pontiac 2005-00	195
611-621 (5)	Buick 2005-99, Chevrolet 2005-97, Pontiac 2001, Saturn 2004-00	195
611-622 (5)	Cadillac 2000, Chevrolet/GMC Truck 2000-99	195
611-623 (5)	Cadillac 2005-02, Chevrolet/GMC Truck 2005-99	195
611-624 (5)	Buick 2005-97	195
611-625 (10)*	Volkswagen 2002-95	196

* NEW!

Drive Flange Wedges

I.D.	O.D.	Height	Standard Pak #	Dealer Pak #
7/16"	3/4"	5/16"	685-053	849-243
1/2"	13/16"	3/8"	685-054	849-254
5/8"	1"	7/16"	685-055	849-255
9/16"	7/8"	3/8"	685-056	849-256

Note: See Section 17 for Double Ended Studs and Section 5 for Lock Washers and Hex Nuts.



849-243



849-254



849-255



849-256

10

Wheel Nut Cover Buyer's Guide

Heavy Duty Truck Interchange

Manufacturer	OEM #	Dorman #
ACCURIDE	NTL-27	611-033
	NTR-27	611-032
ALCOA	5735-L	611-165
	5735-R	611-164
	5988-L	611-080
	5988-R	611-079
	7896-L	611-165
	7896-R	611-164
BUDD	10708	611-032
	10709	611-033
	22621	611-164
	22622	611-165
	3203401	611-164
	3203402	611-165
	35336	611-164
	35337	611-165
	37888	611-028
	37891	611-034
	37892	611-035
	88013	611-164
	88014	611-165
	B59191	610-050
	B61968	610-089
B61969	610-088	
DAYTON	D5148	610-145
	D5715	610-146
	D5716	611-049
	D6654	610-145

Manufacturer	OEM #	Dorman #
EUCLID	E-4955	610-145
	E-4956A	610-146
	E-4961A	611-039
	E-4962	611-048
	E-4963	611-049
	E-4965-R	610-050
	E-4967-L	610-088
	E-4967-R	610-089
	E-4988-L	610-053
	E-4988-R	610-052
	E-5007	611-046
	E-5548-L	611-080
	E-5548-R	611-079
	E-5549-L	611-033
	E-5549-R	611-032
	E-5552-L	611-035
	E-5552-R	611-034
	E-5561-R	610-044
	E-5652-R	611-028
	E-5718-R	610-054
	E-5734	611-043
	E-5892	611-054
	E-5988-L	611-080
	E-5988-R	611-079
	E-7895-L	611-033
	E-7895-R	611-032
E-7896L	611-165	
E-7896R	611-164	
E-7897-L	611-165	
E-7897-R	611-164	

Manufacturer	OEM #	Dorman #
KUBOTA	01-35340-11390	611-147
	33251-49170	611-146
	35340-11390	611-147
MOTOR WHEEL	84525	611-032
	84526	611-033
NWRA	1199-G-969	611-165
	X-1407	611-165
	X-1408	611-164
	X-1828	611-032
	X-1829	611-033
	X-1835	611-164
	X-1836	611-165
	X-2122	611-164
	X-2123	611-165
	X-2138	611-079
X-2139	611-080	
ROCKWELL	1199-F-968	611-164
	1199-J-114	611-032
	1199-K-115	611-033
VOLVO/WHITE	1068941	611-028
	3081597	611-034
	5075996	610-355
WEBB	107080	611-032
	107091	611-033

Over Length Studs

These studs are offered to answer the question of "Do you have something longer than stock?" They range from 3/8" or 10mm to 1/2" or 13mm longer than stock bolts. Find the application and then check this list for availability. The actual length can be checked in the dimensional charts.

Dorman #	Over Length	Dorman #	Over Length	Dorman #	Over Length	Dorman #	Over Length	Dorman #	Over Length	Dorman #	Over Length
610-186	610-157	610-244	610-312	610-263	610-403	610-269	610-408	610-334	610-402	610-362	610-408
610-194	610-359	610-254	610-323	610-266	610-312	610-307	610-323	610-336	610-402	610-366	610-403
610-240	610-403	610-259	610-157	610-267	610-402	610-320	610-403	610-360	610-402		

Under Length Studs

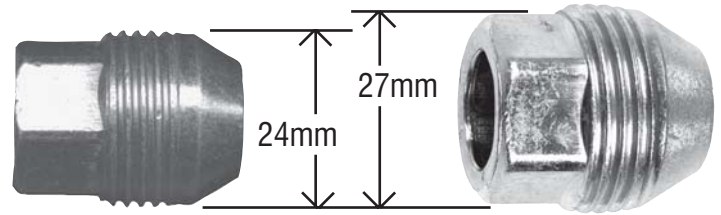
Dorman #	Under Length
610-254	610-324

This under length stud was created to eliminate the need to disassemble the hub from the steering knuckle when trying to replace the original length stud on the GM W body. They are the 98-88 Chevrolet Lumina, 97-88 Oldsmobile Cutlass Supreme, 96-88 Pontiac Grand Prix and the 97-88 1/2 Buick Regal.

Retro-Fit Nuts

At Dorman, we have taken the opportunity to create a nut that you can use when retro-fitting newer factory wheels that came off of vehicles having Metric threads, onto older vehicles having inch threads. We took the Metric style nut and created a nut having the same outside shape but with inch size threads. Just be sure that the number of bolts and the bolt circle are the same. This way you can still use the wheel nut covers that came with the late model wheels.


Thread Size	Part #	Use in place of
1/2"-20	611-159	M12-1.50 with 24mm outside thread
7/16"-20	611-160	M12-1.50 with 24mm outside thread
9/16"-18	611-161	M14-1.50 with 27mm outside thread
1/2"-20	611-178	M14-1.50 with 27mm outside thread
7/16"-20	611-179	M14-1.50 with 27mm outside thread




Proper Seating Of Wheel Studs

Always use the stud and nut length specified by the wheel manufacturer. Properly seat wheel studs by using a hydraulic press. Improperly seated wheel studs can lead to fatigue causing the stud to crack.

- To ensure proper nut torque, use a calibrated torque wrench or calibrated air driven torque wrench. When replacing a broken stud, always check and/or replace the remaining studs. Treat a broken stud as a warning sign. The same problem may be in the other studs but have not yet failed.
- When replacing a left-hand threaded stud with a right-hand threaded stud, replace all studs and nuts on the vehicle with right-hand threads.



Improperly Seated Wheel Stud



Properly Seated Wheel Stud

10

Wheel Tightening Sequence

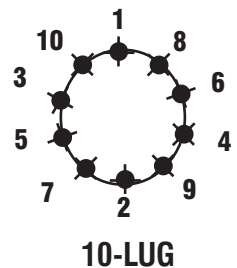
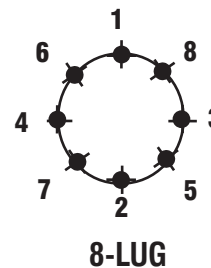
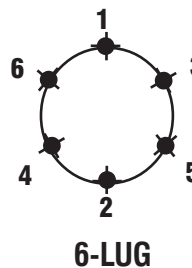
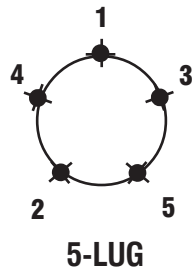
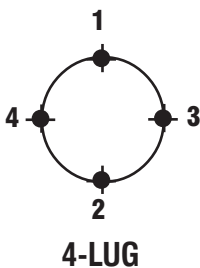
Wheel Tightening Sequence:

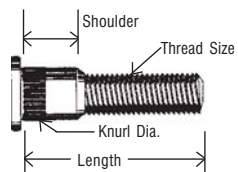
Wheel fasteners should be tightened to their final torque in small increments as follows:

1. Hand tighten each fastener.
2. Then tighten each fastener to 20-25% of its final torque.
3. Tighten each fastener another 20-25% of its final torque.
4. Repeat step 3 until the final torque is reached.

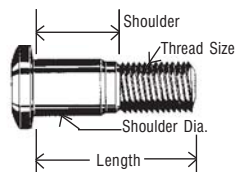
Follow manufacturer's recommended torque sequence or pattern to spread clamping load evenly.

Retorque the wheel fasteners after the first 100 miles.

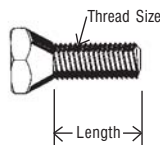




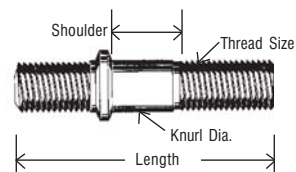
SERRATED BOLTS



SHOULDER BOLTS



WHEEL BOLT



DOUBLE ENDED STUDS

Wheel Stud Photo Guide

7/16"-20



610-166

Thread	Knurl Dia	Length	Shoulder
7/16"-20	.470"	1-3/4"	3/4"



610-111

Thread	Knurl Dia	Length	Shoulder
7/16"-20	.472"	1-1/2"	11/32"



610-186

Thread	Knurl Dia	Length	Shoulder
7/16"-20	.475"	1-3/4"	27/64"




610-259

Thread	Knurl Dia	Length	Shoulder
7/16"-20	.475"	2-1/8"	3/16"



610-157

Thread	Knurl Dia	Length	Shoulder
7/16"-20	.512"	1-3/16"	13/32"



610-175

Thread	Knurl Dia	Length	Shoulder
7/16"-20	.512"	1-3/4"	3/4"



610-166

Thread	Knurl Dia	Length	Shoulder
7/16"-20	.512"	1-13/32"	9/16"



610-096

Thread	Knurl Dia	Length	Shoulder
7/16"-20	.555"	1-7/16"	17/32"



610-156

Thread	Knurl Dia	Length	Shoulder
7/16"-20	.557"	1-23/32"	3/8"



610-105

Thread	Knurl Dia	Length	Shoulder
7/16"-20	.558"	1-17/32"	21/32"



610-025

Thread	Knurl Dia	Length	Shoulder
7/16"-20	.564"	1-5/16"	3/8"



610-179

Thread	Knurl Dia	Length	Shoulder
7/16"-20	.565"	1-3/4"	7/8"

10

Wheel Studs